



# PowerGrip™ Standard


# PowerGrip™ Plus

**SECURE, WATERTIGHT STRUCTURAL ATTACHMENT SYSTEM**

## DON'T RIP IT! GRIP IT!

OMG PowerGrip™ Standard and PowerGrip Plus are roof mount systems designed to secure ballasted solar racks and other equipment to roofs covered with single-ply (TPO and PVC) roofing membranes.

PowerGrip units provide a secure connection directly to the roof deck or structural members, thereby taking the wind load off of the membrane or roof cover and onto the structural deck where it belongs. Once secured in place, properly installed PowerGrips can help to eliminate rack movement and remain watertight.



## FEATURES & BENEFITS

- Properly installed PowerGrips provide a secure anchor to the roof deck and remain watertight.
- Simple installation process saves time and labor.
- Compatible with most TPO and PVC membranes.
- Helps protect single-ply roof covers from damage due to ballasted rack movement.
- Wide flange is easy to weld in place on thermoplastic roof covers.

**OMG PowerGrip Plus**  
**3x the Performance**

- 1 $\frac{5}{8}$ -in. (41 mm) diameter x  $\frac{1}{2}$ -in. (12 mm) tall mount, provides optimal perch securing brackets or struts.
- Exposed .7-in. (18 mm) tall x  $\frac{3}{8}$ -in. (9 mm) diameter bolt and mounting stand are made from corrosion-resistant stainless steel and aluminum alloy for superior long-term performance.
- Available in two sizes: PowerGrip Standard and PowerGrip Plus.
- Takes the wind load off of the membrane and onto the structural deck where it belongs.



Based on EcoFasten Solar technology, U.S. Patent No. 8,683,751.

**OMG PowerGrip Standard**



## APPLICATION

**PowerGrip mounts are designed for uplift and shear retention.**

PowerGrip can also be used for many other roof mounted applications, including: pipe supports and hangers, step crossovers, electrical conduit, raceways, satellite dishes, small antennas and HVAC applications, among others.

PowerGrip units are typically installed with one of the following OMG Roofing Product Fasteners based on the specific deck type and roofing application.

- OMG XHD® Roofing Fastener (#15)
- OMG RetroDriller Fastener
- OMG Heavy Duty Roofing Fastener (#14)

Visit [OMGRoofing.com](http://OMGRoofing.com) for specific fastener details, sizes, specifications and packaging information. Some sizes of XHD Fasteners are also available in 100-packs for PowerGrip installation. Always consult the roofing system manufacturer prior to installation.



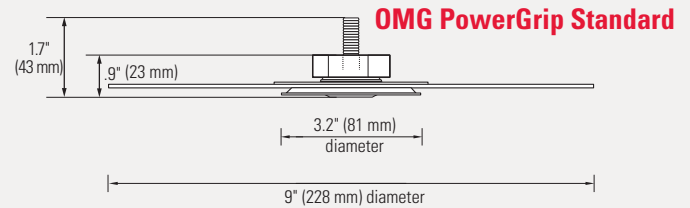
# PowerGrip™ Standard

# PowerGrip™ Plus

## PRODUCT DATA SPECIFICATIONS

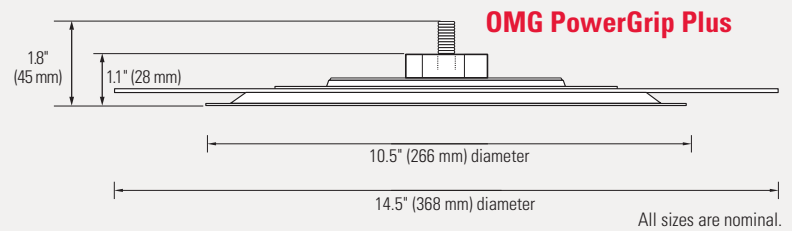
### PERFORMANCE

PRODUCT	TEST	TEST METHOD (in gen. accordance with)	RESULTS
PowerGrip Standard	Tensile Strength	ASTM 1761-06	305 lbf. (1.35 kN) min.
PowerGrip Standard	Shear Strength	ASTM 1761-06	305 lbf. (1.35 kN) min.
PowerGrip Plus	Tensile Strength	TAS 117-95 (A)	2000 lbf. (8.90 kN) min.
PowerGrip Plus	Shear Strength	ASTM E488-96	1075 lbf. (4.78 kN) min.



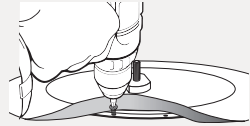
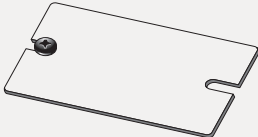
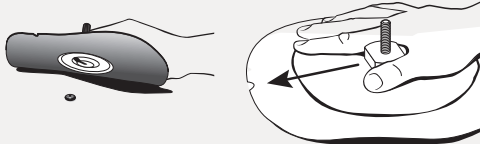
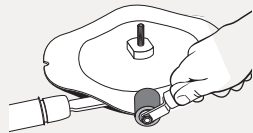


### ORDERING INFORMATION

CAT. NO.	DESCRIPTION	PKG QTY	WEIGHT LBS (KG)
Call OMG Customer Service for membrane specific SKU: 800.633.3800	PowerGrip Standard	20	10.5 (4.73) / case
	PowerGrip PLUS	8	16 (7.2) / case



All sizes are nominal.

 <p><b>1.</b> Mark location where PowerGrip is to be installed. Prepare membrane surface at each location following roof system manufacturer's requirements.</p>	 <p><b>3.</b> Locate the notch on the perimeter of the PowerGrip flange and note how it aligns with the plate on the underside of the PowerGrip.</p>	 <p><b>4A. *PowerGrip Plus only.</b> Lift the flange and install eight additional fasteners through the PowerGrip Plus plate, hitting the top flutes. <b>Do not fold or crease the membrane during fastener installation.</b></p>
 <p><b>2.</b> Install recommended fastener through the roof and deck (min. deck penetration 3/4-in. [20 mm] for steel, 1-in. [25 mm] for wood) using the depth gauge provided, and allowing the fastener head to sit firmly on the gauge card. Do not overdrive.</p>	 <p><b>4.</b> Slide the assembly over the head of the fastener to position the PowerGrip in the proper location.</p>	 <p><b>5. Heat Weld</b> the flange of the PowerGrip to the manufacturer's specifications and seal cut edges as required.</p>

For more information, contact your local OMG sales representative, call 800-633-3800 or visit [www.OMGRoofing.com](http://www.OMGRoofing.com).

OMG is a leading U.S. supplier of roofing fasteners, roof insulation adhesives, retrofit roof drains, pipe supports, engineered edge metal systems and rooftop productivity tools. Our products are available nationwide through a network of roofing distributors, and supported by our national network of direct factory sales personnel.

 **ROOFING PRODUCTS**  
 153 BOWLES ROAD, AGAWAM, MA 01001 USA  
 800-633-3800 413-789-0252 [OMGROOFING.COM](http://OMGROOFING.COM)

Superior productivity.  
 Superior performance.

XHD® and OMG PowerGrip™ are trademarks of OMG, Inc. Copyright © 2020 OMG, Inc. All rights reserved.

